



# A Parent's Guide

## What is Google Classroom?

Think of Google Classroom as your child's safe digital link to school. It will allow your child's teacher to share an English and Maths task daily as well as a weekly project based task to do. It will also allow them to communicate with each other and their teachers via a class stream. You can share pictures and videos of what you are doing at home with your child. (This is often easier done when using a mobile phone as the camera is integral to the device, you would need to download the Google Classroom app onto your phone and this is free to do)

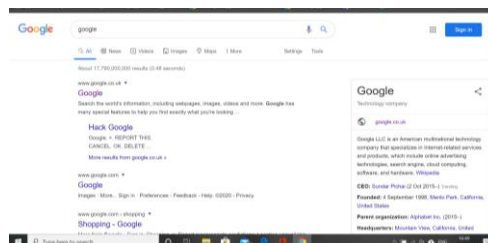
## How is Google Classroom safe?

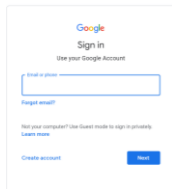
Each class at our school has been put into a google classroom. They have each been assigned an email address and password to gain access to this. You are required to keep your child's log-on details **private**. This helps to keep all of our classrooms safe. In their classrooms they also have that year groups teachers, the Head (Mr Myers) and acting deputy head (Miss Little). We have included our school online safety rules for you, we will be reminding the children of these via the classroom stream regularly. We also ask that anything that is posted on Google Classroom remains in there, please **do not copy any work or images** onto another platform. If we become aware of any of the above rules being broken children will be blocked from using Google Classroom.

## How do you log on?

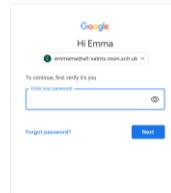
1.  Open Google Chrome on any device.

2. Press the sign in button





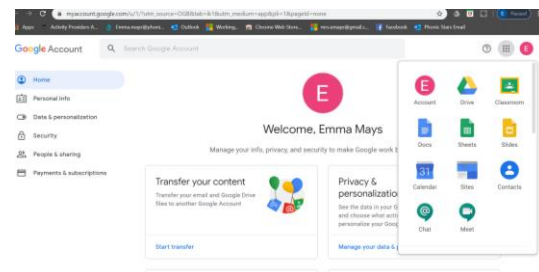
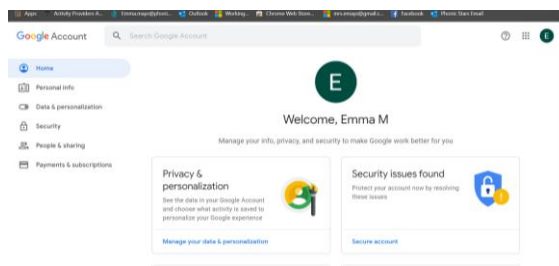
3. Enter your child's full email address (Don't forget the @all-saints.oxon.sch.uk, if you just enter their name and press enter it will default to @gmail.com and will NOT work)



4. Enter your child's password.



5. Go to the waffle, it looks like a naughts and crosses grid and is found in the top right hand corner of the screen.



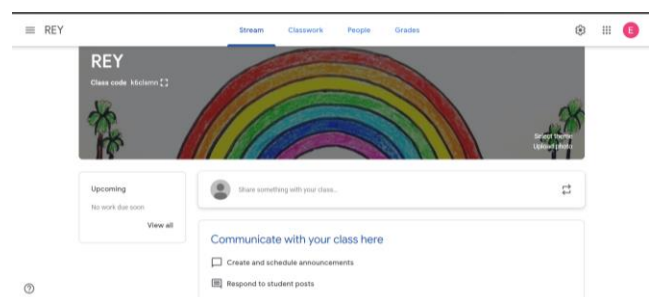
6. When you click on this you will see




Classroom

7. Click on the Classroom App
8. Every child has already been put into the appropriate class with the correct teachers.
9. Click on your child's classroom and it will open on the main classroom stream

10. Here, teachers will leave messages, sometimes with weblinks, suitable YouTube



clips. The classroom stream will not be open all of the time. Your child's teacher will let the children know when the stream will be open for them to use. The classroom stream is only to be used to discuss school work or homework.

- 
11. Along the top you can see 3 tabs **Classwork** is where teachers will set homework for the children to do and we will share assembly videos the children see in school. They will also appear in the classroom stream.
12. **People** - list of all the children and teachers in the classroom.
13. **Grades** - a function in Google Classroom to assess work. We are not using this function. Children's work will receive individual feedback via the private comments box.

### **How will children complete work?**

Teachers will be setting homework activities for the children to do that will consolidate understanding. There will be a range of activities set. Some will be where the children may be asked to type on a Google Doc (a bit like Word) or a Google Slide (a bit like Powerpoint). These apps are both fairly easy to use and there are lots of YouTube videos out there showing you how to work them if you get stuck. If you can't find an answer to your question then please post a question on the stream and someone will get back to you with a suggestion.

### **How often will my child's teacher be online?**

Your child's teacher will let the children know when they will be online.

## **S** SAFE

Keep safe by being careful not to give out personal information – such as your name, email, phone number, home address, or school name – to people who you don't trust online... [\[find out why\]](#)

## **M** MEETING

Meeting someone you have only been in touch with online can be dangerous. Only do so with your parents' or carers' permission and even then only when they can be present... [\[find out why\]](#)

## **A** ACCEPTING

Accepting emails, IM messages, or opening files, pictures or texts from people you don't know or trust can lead to problems – they may contain viruses or nasty messages!... [\[find out why\]](#)

## **R** RELIABLE

Someone online may be lying about who they are, and information you find on the internet may not be reliable... [\[find out why\]](#)

## **T** TELL

Tell your parent, carer or a trusted adult if someone or something makes you feel uncomfortable or worried. You can report online abuse to the police at: [www.thinkuknow.co.uk](http://www.thinkuknow.co.uk)... [\[find out why\]](#)