

Year 2 – T5 Magnificent Monarchs






Project Overview

Welcome back to Term 5 - we hope you have had a lovely Easter break. This term, our project is Magnificent Monarchs.

Step back in time to learn about how UK monarchs help us to understand how kings and queens have ruled the country and shaped its history over time. Discover The Bayeux Tapestry and how it shows the story of how William the Conqueror became King of England, giving us a visual insight into an important historical event. Learn how The River Thames has played a key role in people's lives by providing water, supporting wildlife, and helping with travel and trade. Finally, delve deeper into the history of castles and how they have changed over time, developing from simple hill forts made of earth and wood into strong stone buildings with walls, towers, and moats, built to protect people and show power and importance.

Recommended Books



This Term We Are Learning ...

English	<p>We will continue in our Read Write Inc. groups to develop our decoding, fluency and comprehension. These groups are based on the assessments children completed at the end of last term. As before, all children will swap their RWI books on a Friday – please ensure that they bring their reading folder with them on this day. The children are encouraged to read as frequently as possible, but at least three times per week to promote their fluency and expression. For English, we will continue to complete smart dictations to develop writing fluency. Our independent writing will then be focused around various picture books – we are currently reading ‘Traction Man’.</p>
Maths	<p>This term we will be learning to divide and use new vocabulary: divisor, dividend, quotient; using division to share and group equally; using multiplication and division to solve one and two step word problems. We will build on prior learning about shape and continue to explore and discuss common 2D and 3D shapes, now extending to include quadrilaterals and other polygons, and cuboids, prisms and cones. Children will use precise language to describe shapes, including the terms vertex, vertices, sides, edges and faces.</p>
Science	<p>The children will learn all about how a balanced plate of food contains food from the different food groups. These food groups are fruit and vegetables, carbohydrates, protein, oils and spreads and dairy and alternatives. They will also learn about how personal hygiene is the way we keep our bodies clean. Good hygiene stops us from smelling and prevents germs from getting into our bodies.</p>
Religious Education	<p>This term, our RE question is ‘In what ways is the synagogue important to Jews?’. This will focus on why synagogues are special places to Jewish people, central to their communities. We will consider the features we would expect to find inside and how these may vary across different synagogues. Lastly, we will explore what happens inside a synagogue – for example, what services take place there and how they are used more widely in the community.</p>
Art and DT	<p>In Art, we will use different techniques to produce a self portrait in the style of Hans Holbien. In DT, we will create a castle using levers and other techniques to make a drawbridge and other key features.</p>
Geography	<p>We will learn about the importance of the River Thames to London. We will also learn about how Buckingham Palace is the official home of six different British monarchs and used for many royal duties. The Tower of London was built by William the Conqueror. It has been a palace, home and prison. It is now a tourist attraction.</p>
P.E.	<p>PE will continue to be taught on Wednesdays and Thursdays with a focus this term on tag rugby and badminton. In tag rugby, we will practise accurate passing and catching, and develop simple tactics involving attacking and defending. Meanwhile, in badminton, we will work on coordination and team work. PLEASE ENSURE YOUR CHILD HAS CORRECT FOOTWEAR AND HAS A WATER BOTTLE AND HAT. PLEASE NAME EVERYTHING.</p>
PSHE	<p>This term’s theme is ‘Relationships.’ We will be learning about different types of relationships, such as those with family or friends. We will discover the recipe for a ‘happy home,’ and talk about different types of touch (gentle, rough) and discuss the types of touch we like and don’t like. We will talk about trust and secrets, and who you can go to if you have a worry. We will look at different types of families, and relationships in our family that we value, and how to show them appreciation.</p>

How To Help Your Child's Learning

Reading:

Please continue to read with your child **at least three times a week** and **sign their reading diaries**. The 'Read Write Inc' books and colour banded books are matched to your child's level of phonics.

Equipment

PLEASE MAKE SURE YOUR CHILD HAS A WATER BOTTLE, HAT AND SUNSCREEN THAT THEY CAN APPLY THEMSELVES. ALL OF THESE ITEMS MUST BE NAMED. THANK YOU! 😊

Key Vocabulary

palace, monarch, reign, official home, state banquet, balcony, visitor, River Thames, William the Conqueror, invasion, prison, soldiers, Crown Jewels, tour

English

noun phrase

comma

adjective

adverbs

precise nouns

Maths

groups of

shared between

divide

product

each

equal

multiply

divisor

dividend

quotient

commutative

2d and 3d shapes

sides (2D)

vertices

vertex

edges (3D)

faces (3D)

Information For This Term

There is a lot to teach and 'tick off' for a child to achieve the expected grade for Year 2. We would like to thank you once again for all the support you give your child at home. Working together is the best way to maximise your child reaching their full potential.